




INDICATORS

ACADEMIC ACHIEVEMENT


How prepared are students for the next grade, course or level?
Points Possible: 45



[MORE DETAILS >](#)

SCHOOL

STATE



D

GRADUATION


Compared to other schools, how well is the school supporting students at graduating in four, five or six years?
Points Possible: 10



[MORE DETAILS >](#)

SCHOOL

STATE



C

[View by Student Group >](#)

ENGLISH LANGUAGE PROFICIENCY PROGRESS


How well are English learners meeting their language-acquisition targets?
Points Possible: 0



[NO MORE DETAILS AVAILABLE](#)

SCHOOL

STATE



CHRONIC ABSENTEEISM


What percentage of students is in good attendance?
Points Possible: 10



[MORE DETAILS >](#)

SCHOOL

STATE



A

POSTSECONDARY OPPORTUNITIES

D

OVERALL GRADE

D



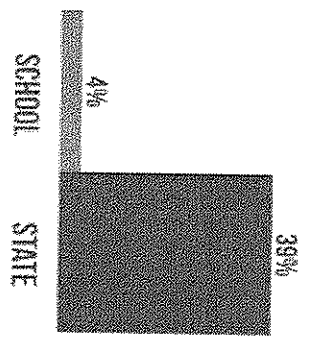

INDICATORS

View by Student Group

ACADEMIC ACHIEVEMENT

F

How prepared are students for the next grade, course or level?
Points Possible: 35

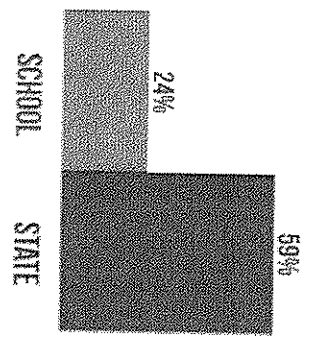


[MORE DETAILS >](#)

ACADEMIC GROWTH

D


How are students growing compared to their performance the previous year?
Points Possible: 30



[MORE DETAILS >](#)

ENGLISH LANGUAGE PROFICIENCY PROGRESS

How well are English learners meeting their language-acquisition targets?
Points Possible: 0




[NO MORE DETAILS AVAILABLE](#)

CHRONIC ABSENTEEISM

C

What percentage of students is in good attendance?
Points Possible: 10



[MORE DETAILS >](#)

OVERALL GRADE

F

